

2024 Ranch Horse Show Pattern Book



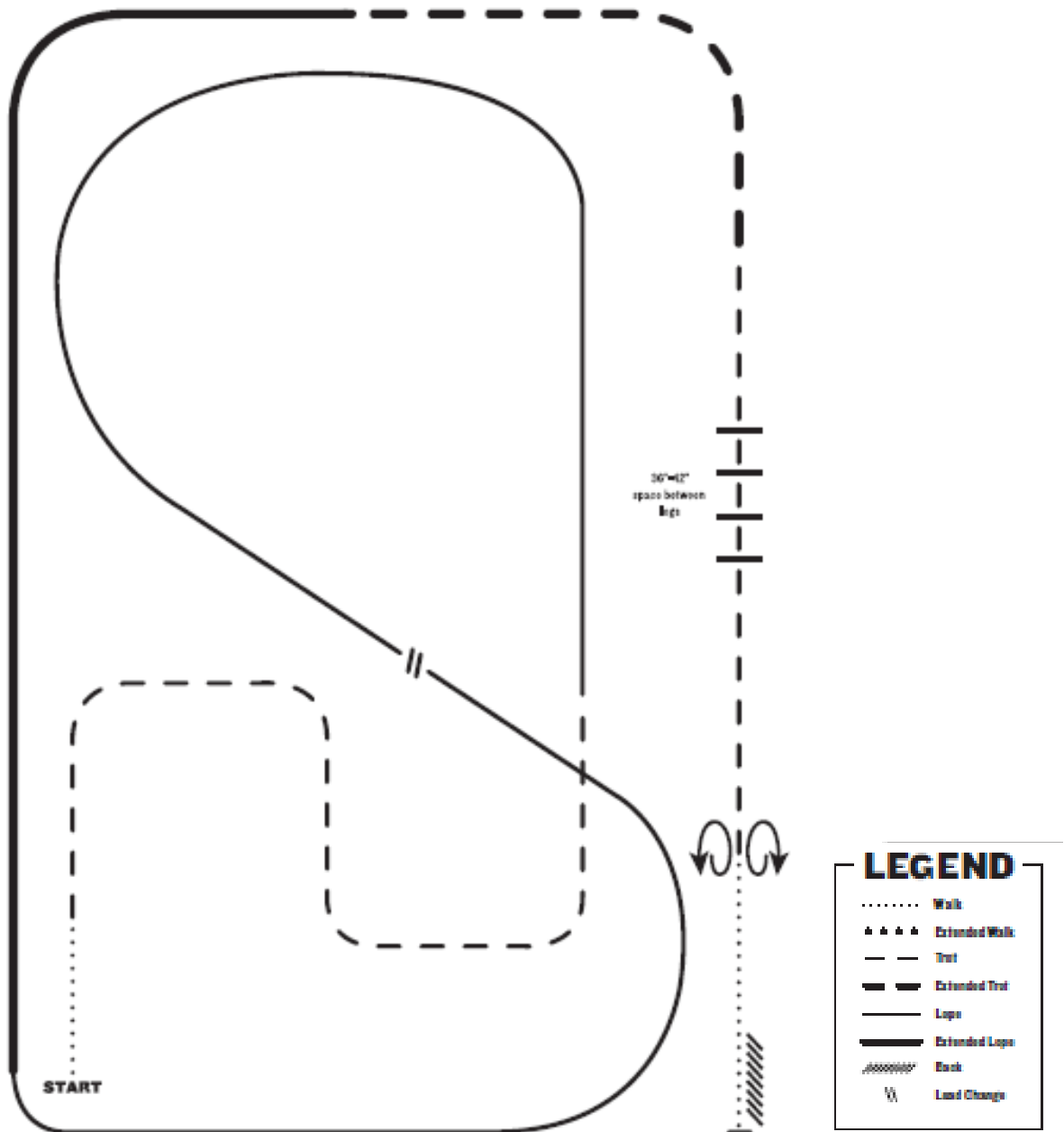


2024 Ranch Horse Competition



Ranch Riding (All Classes)

Show Date: 03-04-2024



1. Walk
2. Trot serpentine
3. Lope left lead around the end of the arena and then diagonally across the arena
4. Change leads (simple or flying)
5. Lope right lead around end of the arena
6. Extend lope on the straight away and around corner to the center of the arena

7. Extend trot around corner of the arena
8. Collect to a trot
9. Trot over logs
10. Stop, 360° turn each direction (either direction 1st) (L-R or R-L)
11. Walk, stop and back

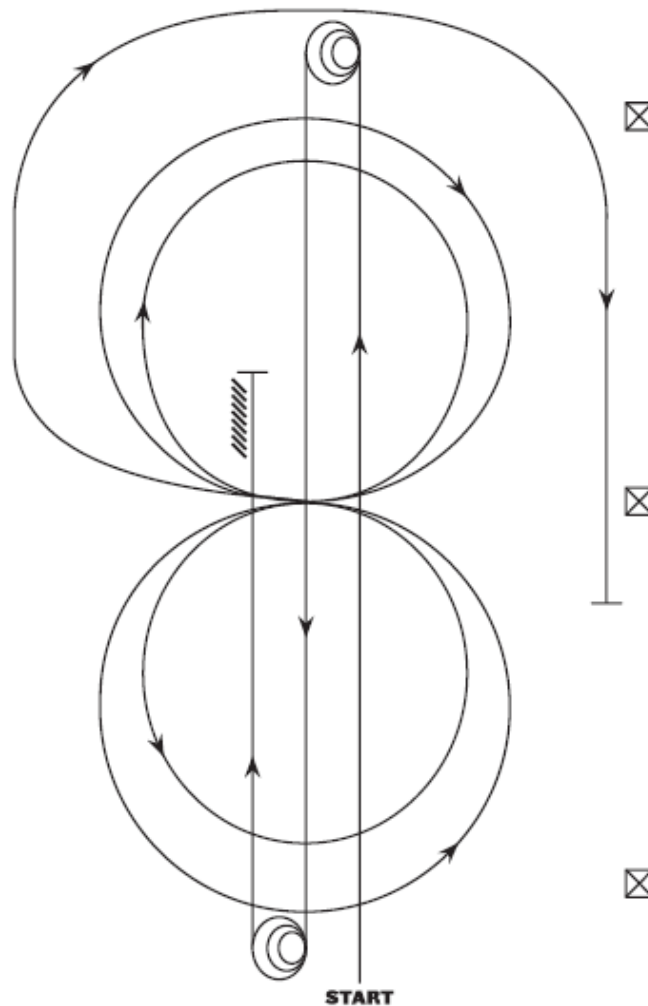


2024 Ranch Horse Competition



Ranch Reining (All Classes)

Show Date: 03-04-2024



Mandatory Marker along Fence or Wall: The judge shall indicate with markers on arena fence or wall the center of pattern. Judge shall also end place markers on fence or wall at least 50' from each end of the arena.

Ride pattern as follows:

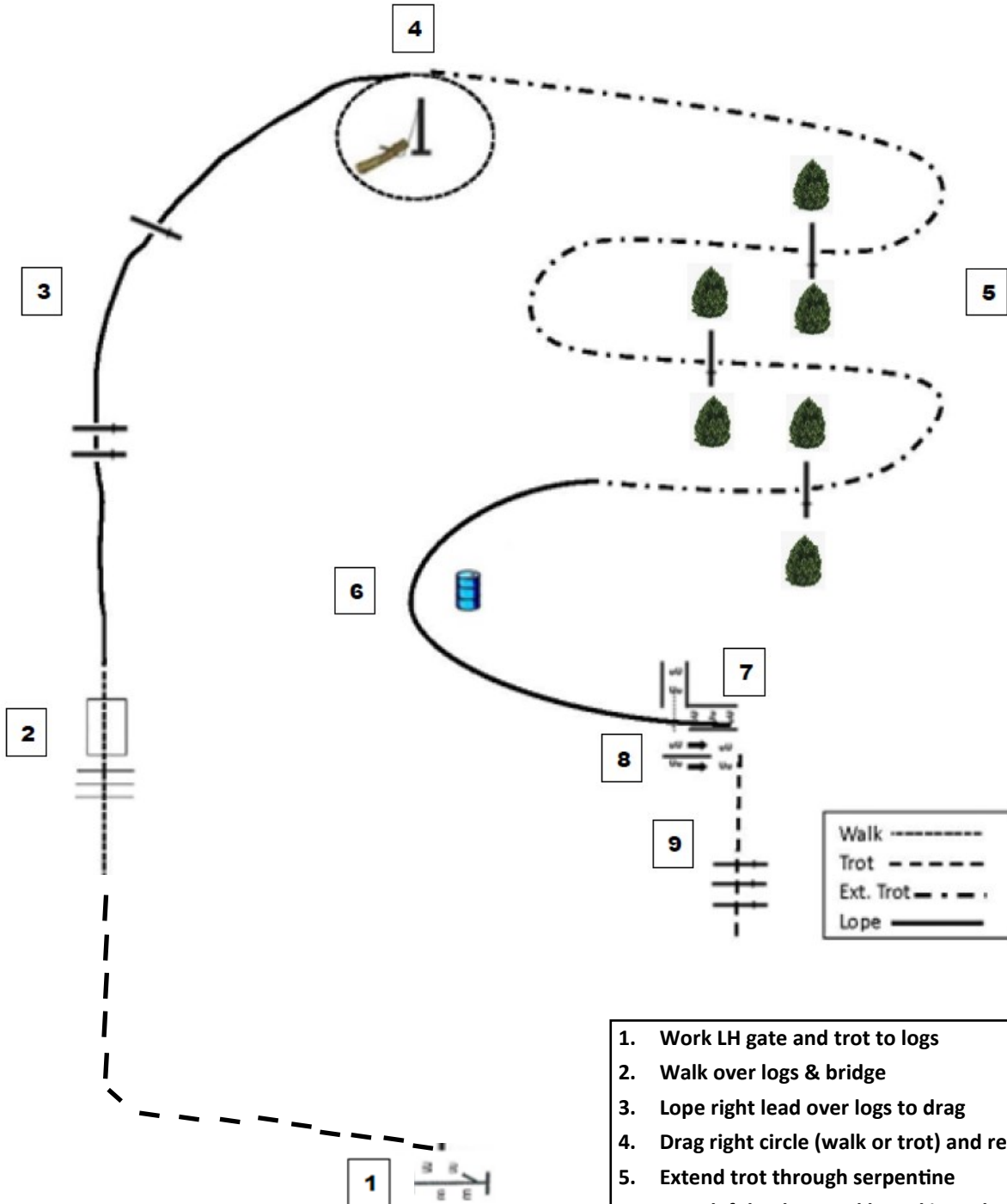
1. Run up center of arena past the end marker and do a sliding stop.
2. Complete 3 1/2 spins to the left.
3. Run down to opposite end of arena, past the end marker and do a sliding stop.
4. Complete 3 1/2 spins to the right.
5. Run past the center marker and do a sliding stop. Back at least 10 feet. Complete 1/4 turn to the left; hesitate.
6. Beginning on right lead, complete two circles to the right - the first one small and slow, the second one large and fast. Change leads at center of arena.
7. Complete two circles to the left - the first one small and slow, the second one large and fast. Change leads at center of arena.
8. Begin a large circle to the right but do not close this circle. Run down the right side of the arena, past the center marker and do a sliding stop at least 20 feet from the fence. Hesitate to show completion of pattern.

2024 Ranch Horse Competition

Ranch Trail

Amateur | Open

Show Date: 03-05-2024



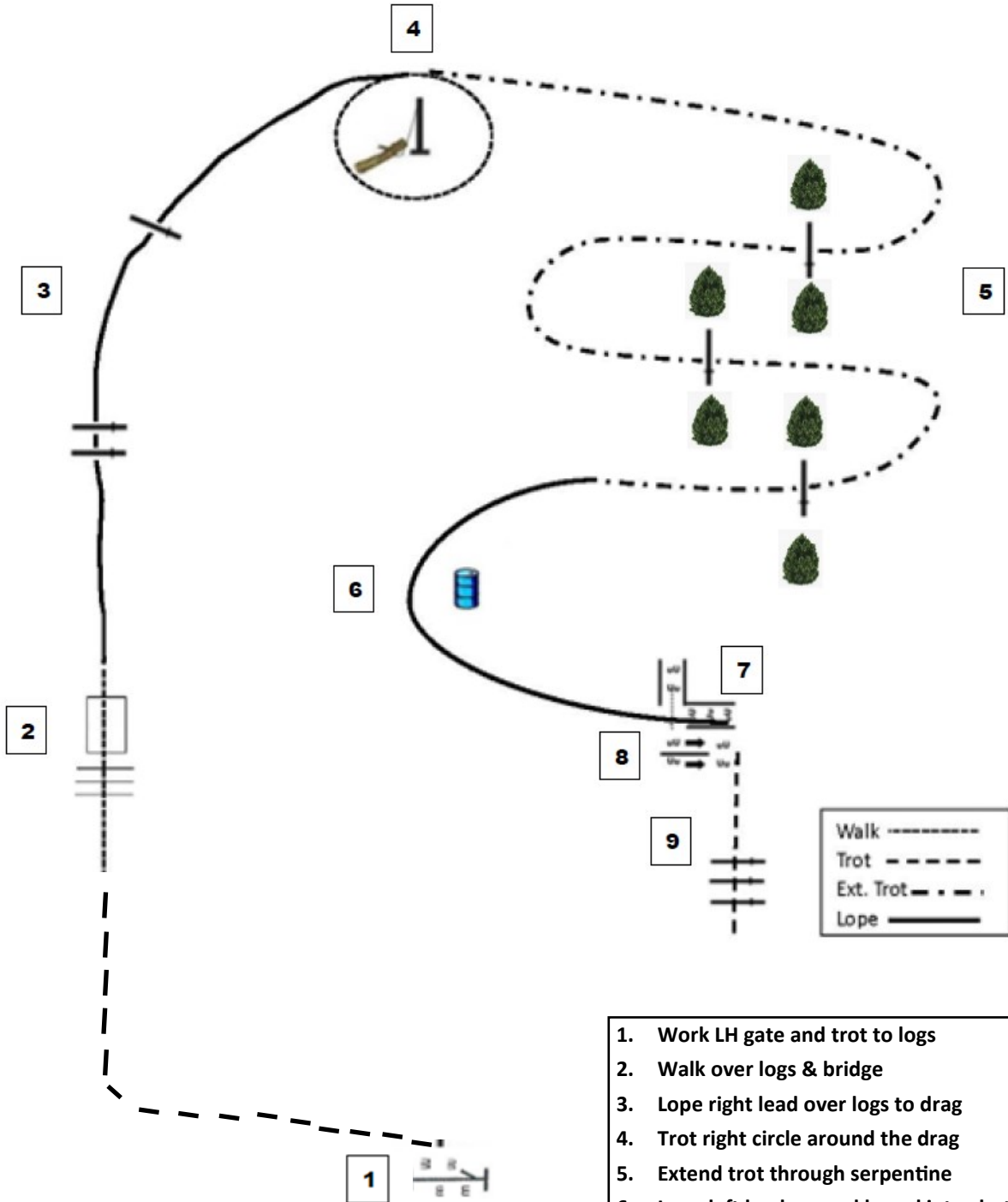
1. Work LH gate and trot to logs
 2. Walk over logs & bridge
 3. Lope right lead over logs to drag
 4. Drag right circle (walk or trot) and replace drag
 5. Extend trot through serpentine
 6. Lope left lead around barrel into chute
 7. Back L
 8. Walk out of L and side pass left
 9. Trot Over Logs
- Pattern is complete

2024 Ranch Horse Competition

Ranch Trail

Youth

Show Date: 03-05-2024



1. Work LH gate and trot to logs
 2. Walk over logs & bridge
 3. Lope right lead over logs to drag
 4. Trot right circle around the drag
 5. Extend trot through serpentine
 6. Lope left lead around barrel into chute
 7. Back L
 8. Walk out of L and side pass left
 9. Trot Over Logs
- Pattern is complete

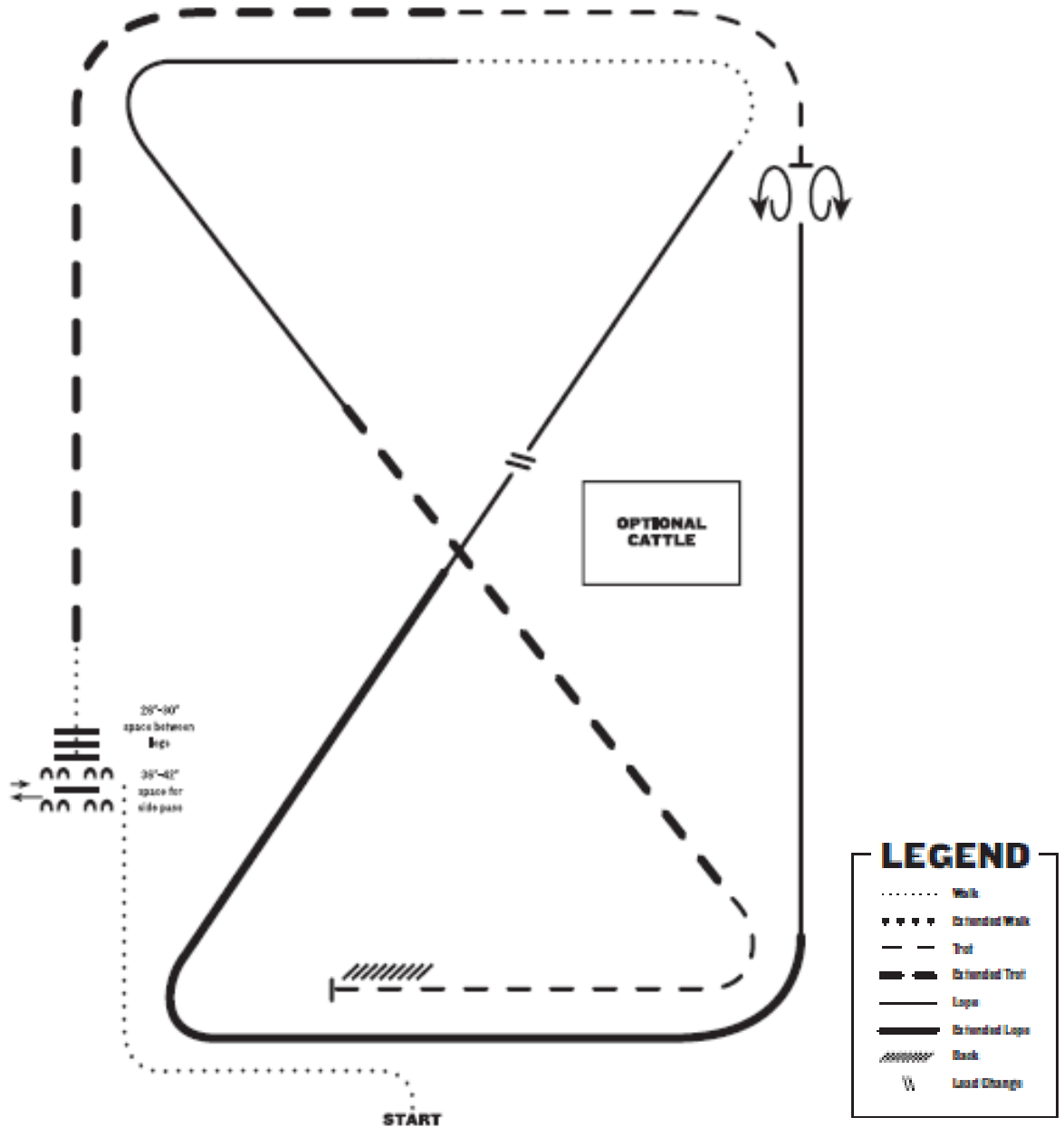


2024 Ranch Horse Challenge



Ranch Riding (All Classes)

Show Date: 03-06-2024



1. Walk
2. Side pass left across first log, side pass 1/2 way to right
3. Walk over logs
4. Extended trot
5. Trot
6. Stop, 360° turn each direction (either direction 1st) (L-R or R-L)
7. Lope right lead
8. Extended lope right lead
9. Collect lope, change leads (simple or flying), continue lope left lead
10. Walk
11. Lope left lead
12. Extended trot
13. Trot
14. Stop and back

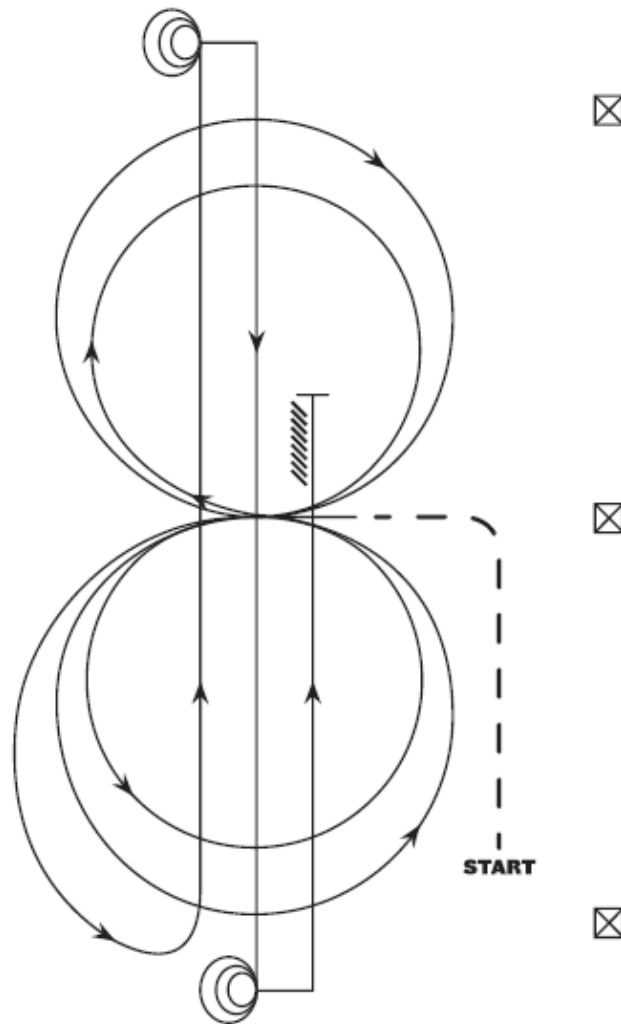


2024 Ranch Horse Challenge



Ranch Reining (All Classes)

Show Date: 03-06-2024



Mandatory Marker along Fence or Wall: The judge shall indicate with markers on arena wall or fence the center of pattern. Judge shall also place markers on fence or wall at least 50' from each end of the arena.

Ride pattern as follows: Trot to center of arena and stop or walk before departure. Start pattern facing toward judge.

1. Beginning on left lead, complete two circles to the left - the first one large and fast, the second one small and slow. Change leads at center of arena.
2. Complete two circles to the right - the first one large and fast, the second one small and slow. Change leads at center of arena.
3. Begin a circle to the left, but do not close this circle. Continuing around the end of arena, run up the center, past end marker, and do a sliding stop.
4. Complete 3 1/2 spins to the left.
5. Run down to other end of arena, past the end marker, and do a sliding stop.
6. Complete 3 1/2 spins to the right.
7. Run past the center marker and do a sliding stop. Back at least 10 feet. Hesitate to show completion pattern

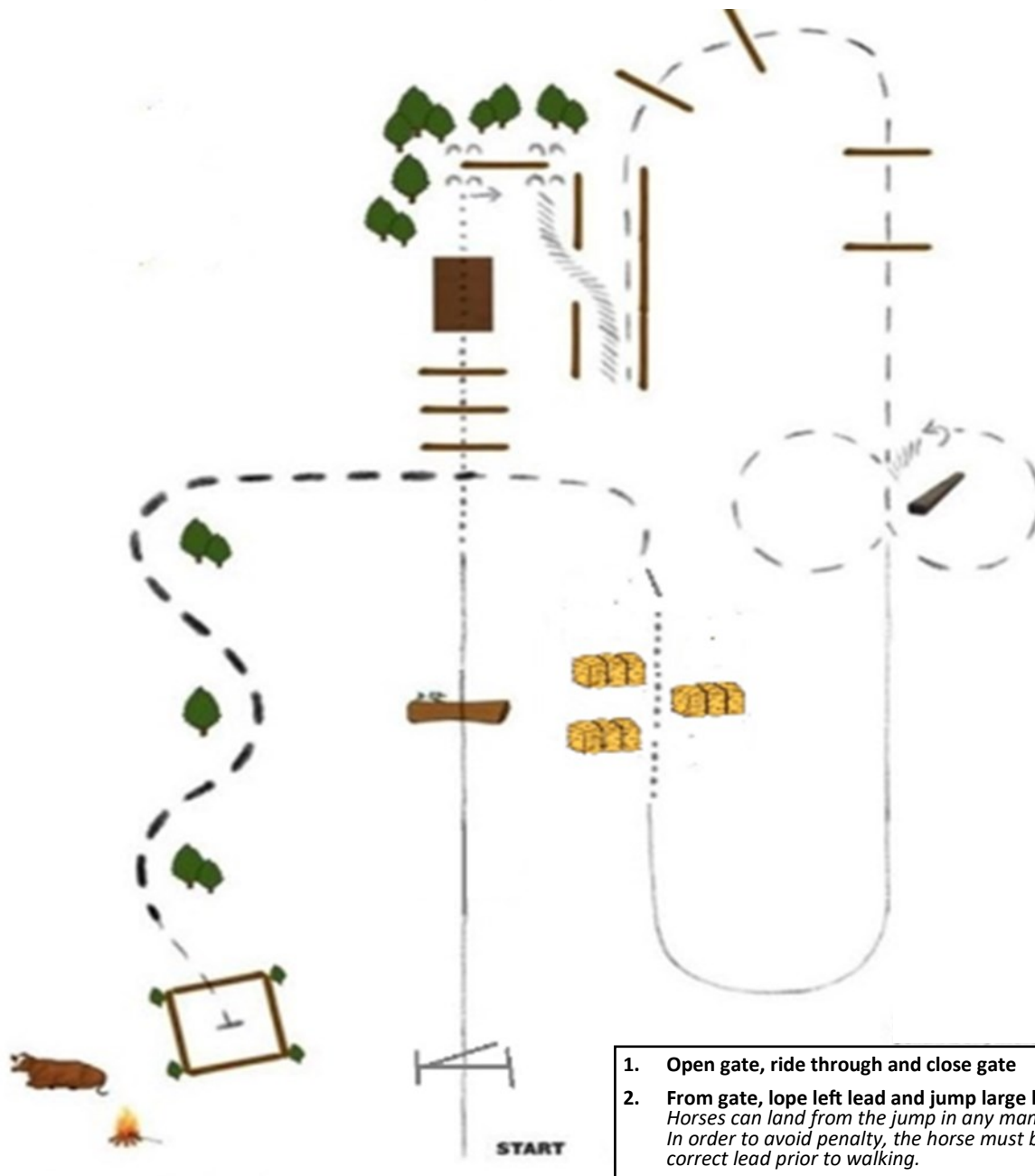


2024 Ranch Horse Challenge



Ranch Trail

Open | Amateur



1. **Open gate, ride through and close gate**
2. **From gate, lope left lead and jump large log.**
Horses can land from the jump in any manner without penalty. In order to avoid penalty, the horse must be loping on the correct lead prior to walking.
3. **Walk over the logs and bridge, stop.**
4. **Side pass right over log, back into chute.**
5. **Trot out of chute and trot over the logs to the drag, stop.**
6. **Drag in a figure 8 (right to left) at the trot, turn and face the drag, back the drag into the original location.**
7. **Lope right lead down arena and around loop to right, as shown.**
8. **Walk through hay bales.**
9. **Trot, building to the extended trot and continue through the serpentine collect, stop in box.**
10. **Dismount and ground tie, walk to and brand "calf", return to horse.**

Pattern is complete when the rider has returned to their horse. Exit arena on foot.



2024 Ranch Horse Challenge



Ranch Trail

Youth



1. Open gate, ride through and close gate.
2. From gate, lope left lead and jump large log.
Horses can land from the jump in any manner without penalty. In order to avoid penalty, the horse must be loping on the correct lead prior to walking.
3. Walk over the logs and bridge, stop.
4. Side pass right over log, back into chute.
5. Trot out of chute and trot over the logs to the drag, stop.
6. Trot in a figure 8 around the drag (right to left).
7. Lope right lead down arena and around loop to right, as shown.
8. Walk through hay bales.
9. Trot, building to the extended trot and continue through the serpentine, collect, stop in box.
10. Dismount and ground tie, walk to and brand "calf", return to horse.

Pattern is complete when the rider has returned to their horse.
Exit arena on foot.